

# ACCESSIBILITY IN PUBLIC & COMMERCIAL BUILDINGS

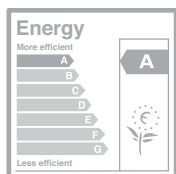
## Aritco PublicLift Access Datasheet 2021

Aritco PublicLift Access is designed to make public and commercial buildings accessible for everyone. The lift expresses Scandinavian design and features a backlit panel and lit handlebar.

### Advantages offered by Aritco PublicLift Access:

- Design, sizes and options tailored for public environments
- 'A' rated energy consumption according to VDI4707
- 95% recyclable materials
- Patented screw and nut technology (no oil that can leak)
- The lowest maintenance and operating costs on the market
- Equipped with our SmartSafety system with safety features for public environments

For more information please visit [aritco.com](http://aritco.com)



**Aritco Lift AB**  
Elektronikhöjden 14, Box 516  
175 26 Järfälla, Sweden

T: +46 (0) 8 120 401 00  
E: [info@aritco.com](mailto:info@aritco.com)  
[www.aritco.com](http://www.aritco.com)

# ARITCO PUBLICLIFT ACCESS

## LIFT COLOUR

Can be painted in any RAL colour from the Chart K7 classic chart (except for pearl and fluorescent colours).

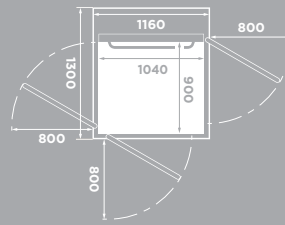
## GLASS

2 different glass types to choose from.

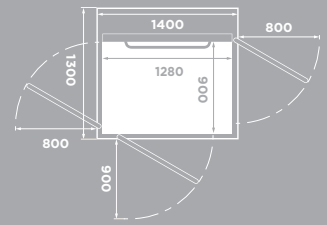


## FLOOR

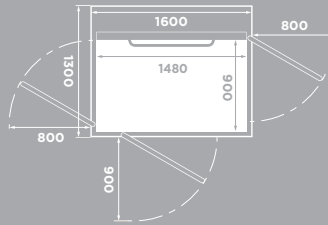
8 different floorings to choose from.



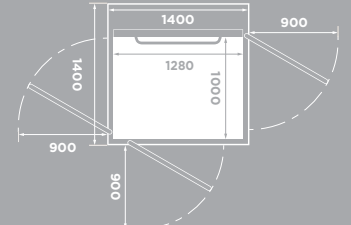
**Size:** 900 x 1040 mm  
**Rated load:** 250 kg / 2 pers.  
**Wheelchair:** -



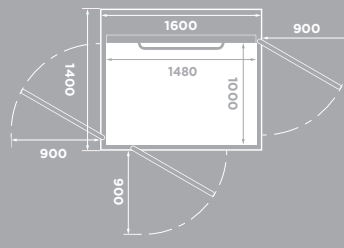
**Size:** 900 x 1280 mm  
**Rated load:** 410 kg / 5 pers.  
**Wheelchair:** Lone user or type A\*



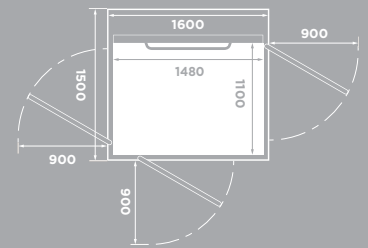
**Size:** 900 x 1480 mm  
**Rated load:** 410, 500 kg / 5, 6 pers.  
**Wheelchair:** A or B with attendant\*



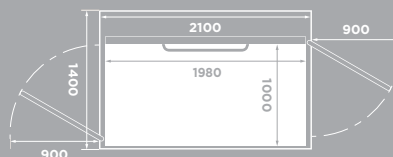
**Size:** 1000 x 1280 mm  
**Rated load:** 410 kg / 5 pers.  
**Wheelchair:** Lone user or type A\*



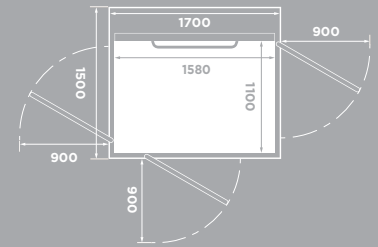
**Size:** 1000 x 1480 mm  
**Rated load:** 410, 500 kg / 5, 6 pers.  
**Wheelchair:** A or B with attendant\*



**Size:** 1100 x 1480 mm  
**Rated load:** 410, 500 kg / 5, 6 pers.  
**Wheelchair:** A or B with attendant, adjacent entry\*



**Size:** 1000 x 1980 mm  
**Rated load:** 500 kg / 6 pers.  
**Wheelchair:** A or B with attendant\*



**Size:** 1100 x 1580 mm  
**Rated load:** 500 kg / 6 pers.  
**Wheelchair:** A or B with attendant, adjacent entry\*

\* National guidelines may apply. Wheelchair Type A and B according to EN 12183/EN 12184.

## Product summary

<p><b>TOP HEIGHT</b></p> <p><b>Minimum 2240 mm</b></p>	<p><b>TYPE OF LIFT</b></p> <p>Platform lift intended for installation in public environments.</p>	<p><b>RATED SPEED</b></p> <p>Max <b>0,15 m/s</b> 0,25 m/s for installations outside Europe</p>	<p><b>DRIVE SYSTEM</b></p> <p>Patented screw and nut system 2.2 kW motor</p>	<p><b>CONTROL FROM CARRIER CONTROL PANEL</b></p> <p><b>Hold to run</b> - press and hold <b>For installations outside Europe</b> - One touch operation (press one time)</p>	<p><b>NUMBER OF FLOORS</b></p> <p>2 to 6 floors</p>
<p><b>INSTALLATION</b></p> <p>Recessed installation 50 mm below floor</p> <p>Installed directly on the floor with 50 mm ramp</p>	<p><b>INDOOR</b> INSTALLATION ENVIRONMENT Outdoor version also available</p>	<p><b>TRAVEL HEIGHT</b></p> <p><b>250-13 000 millimeter</b></p>	<p><b>WARRANTY</b></p> <p>Aritco PublicLift Access comes with a 24 month warranty. The screw and nut assembly has a 10 year warranty.</p>	<p><b>TECHNICAL COMPLIANCE</b></p> <p>European Machine directive 2006/42/EC European standard EN 81-41</p>	<p><i>Emergency lowering:</i> Battery-powered</p>